



Implant
Store



Regen
Store

CASE DOCUMENTATION

Powerbone FLEXIBLE GRAFT

Peri-implant onlay

www.restore-surgical.co.uk



Regen
Store

Implant
Store

CASE DOCUMENTATION

Dr Minas Leventis, DDS, MSc, PhD
(London and Athens University)

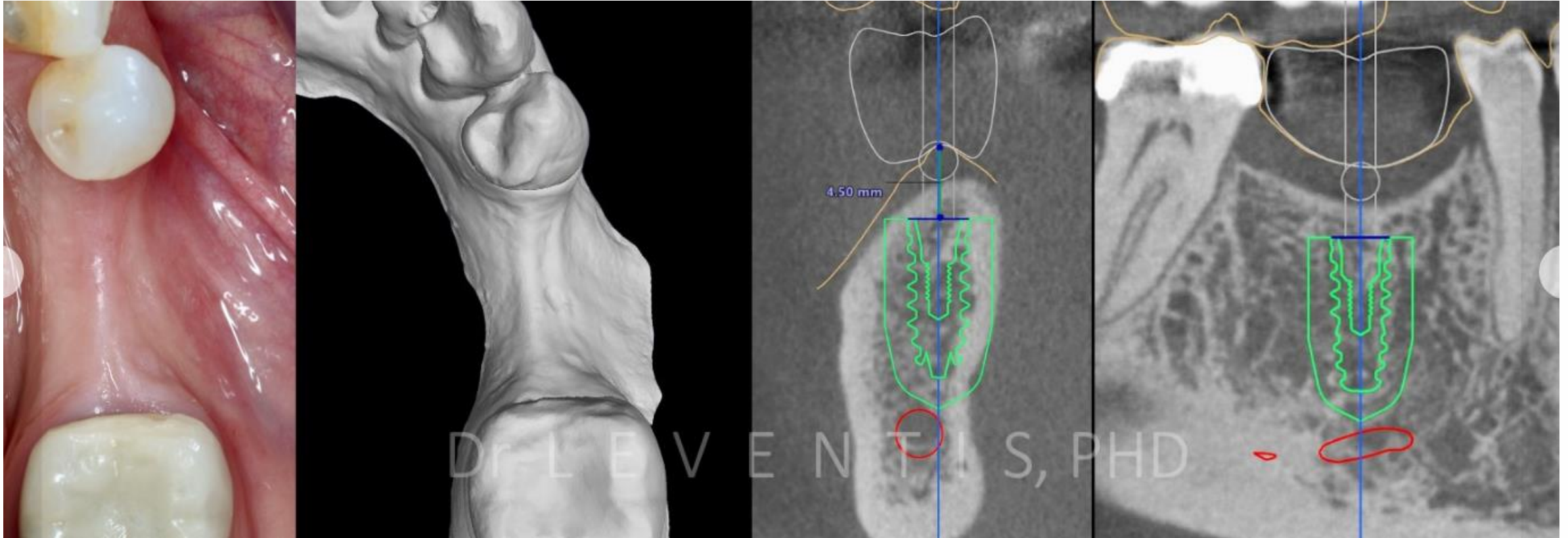
Protocol features

- Bioner Top DM Dental Implant
- Regen Store Decortication drill
- Cervico by VPI
- Powerbone Flexible Graft
- Blue M Gel
- Silver plug
- Polyamide sutures

Protocol notes

A repeatable workflow to treat everyday cases of hard and soft tissue deficiencies. The protocol is completed in a minimally invasive way and utilises digitally guided implant placement, customised anatomical healing abutment and a novel synthetic graft form.

Initial situation and digital workflow.



www.restore-surgical.co.uk



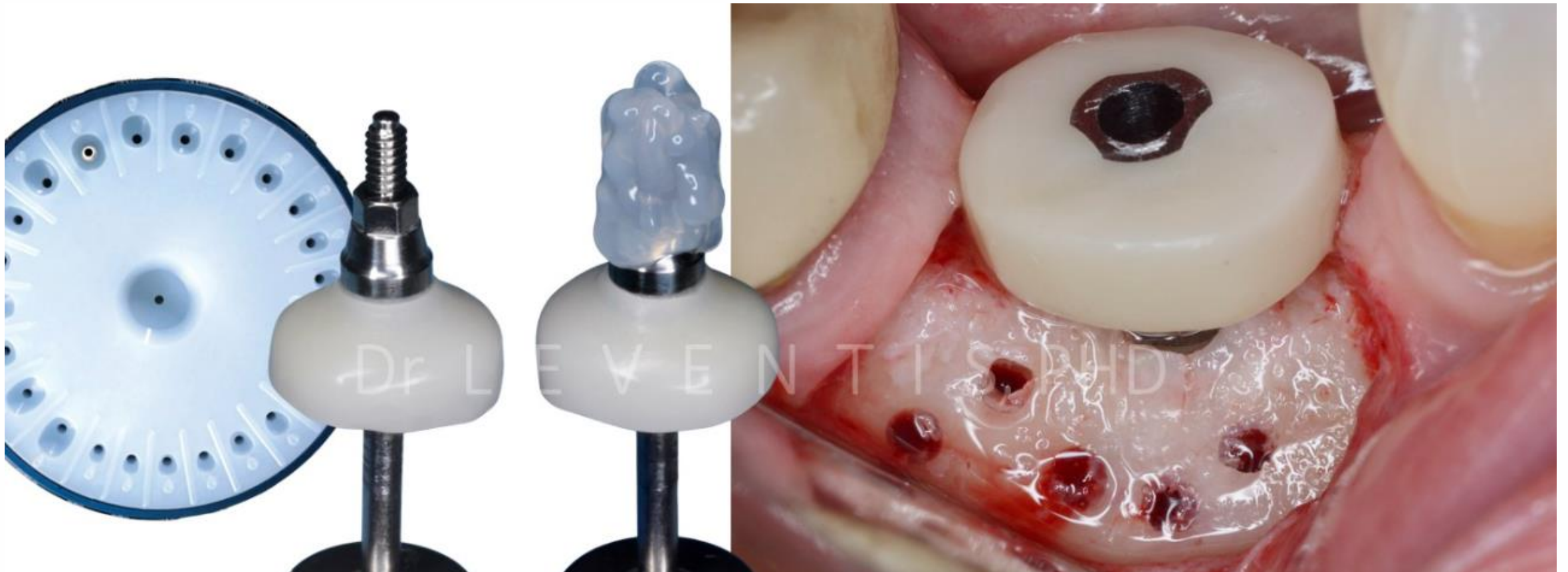
Implant
Store

Bone decortication before implant placement



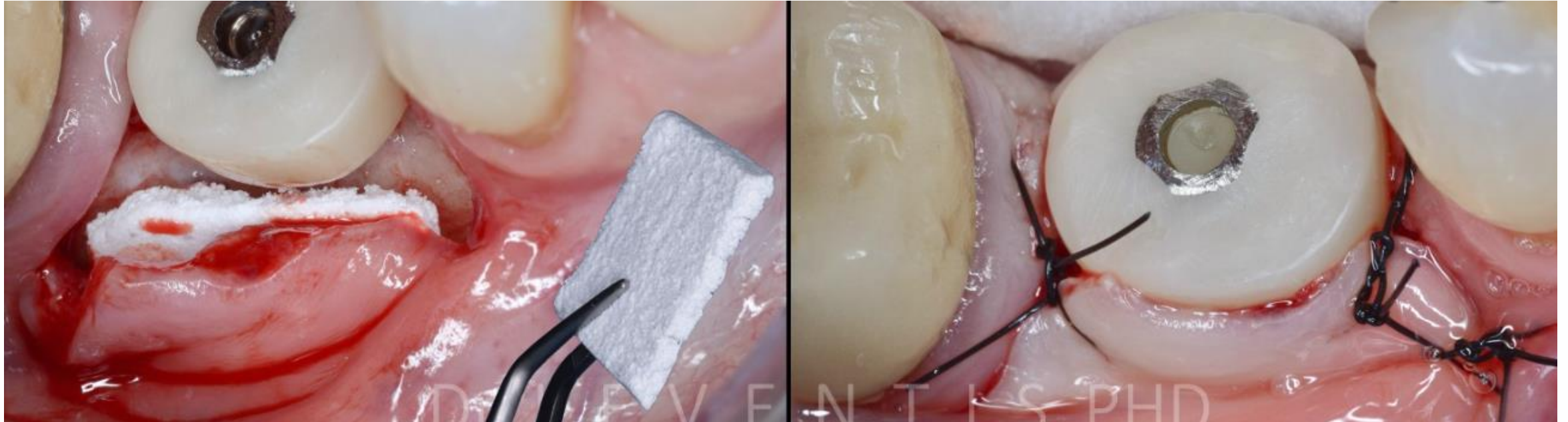
Read more about Decortication at <https://restore-surgical.co.uk/bone-decortication/>

Custom Cervico healing abutment



Fabrication completed chair-side.

Powerbone Flex – simple, stable, and resilient to wash-away.



The anatomical healer, soft tissue pocket and suture are used to retain the graft

More about Powerbone Flexible Graft at <https://restore-surgical.co.uk/product/powerbone-flex/>

Three months post op.



Blue M gel to promote soft-tissue healing.



Final restoration



Silver plug to seal the screw hole.